




Zog

written by Julia Donaldson,
Illustrated by Axel Scheffler

1 – Introducing the book

- Before looking at the book, ask the children to describe the features and characteristics of dragons and princesses – make lists of these words e.g. dragons are green and scaly, they breathe fire etc. Princesses are pretty, wear beautiful dresses, have lovely manners etc. Return to these lists at the end of the story. Do Zog and Princess Pearl conform to these expectations? Do we like them more or less because of this?
- Read the first page: “She taught young dragons all the things that dragons need to know.” What do you think dragons need to know/learn at school? What do you think Zog will have to do in order to win a golden star? This could extend into a discussion around expected behaviours at school and how children can win house points/merits etc.






Zog

written by Julia Donaldson,
Illustrated by Axel Scheffler

2 – Dragon school

- Invite children to draw their own dragon, incorporating some of the features already mentioned, such as sharp teeth and claws, wings, horns, long tail, scaly skin. Ask children to add labels to their dragon, and think of a dragon name.
- Set up your role play area as a dragon school. You could have a play castle, star charts with stickers, a chalk board and of course the school nursing station with a selection of bandages and dressings.
- Children could take part in a range of Zog-themed activities to develop their fine motor skills. For example, there could be crown shapes to cut out and decorate with sequin jewels (perhaps in specified repeating patterns), or zig zags on paper showing Zog zooming through the sky for them to trace over.
- The story shows Zog moving through school as he grows up. Have a series of pictures of Zog that are photocopied to be different sizes. Can children put them in height order from smallest to largest? How many cubes high is Zog in each picture?






Zog

written by Julia Donaldson,
Illustrated by Axel Scheffler

2 – Dragon school

- In the story, the Year 4 dragons practice capturing princesses using scarecrows. Children could make their own scarecrow princesses to practice with using wooden spoons. They could fix on pipe cleaner arms, stick on googly eyes, use wool for hair and make dresses from felt decorated with sequin jewels.
- Similarly, children could make their own fire-breathing dragons. Cut the bottom off two of the wells of an egg box and fix at one end of a toilet roll, standing them up on their side to be the dragon's bulging eyes. Paint the whole thing your chosen dragon colour, and then glue strips of orange, yellow and red tissue paper around the inside of one end of the toilet roll. Cut out ears from card and circles of white or yellow with a black felt-tipped dot in the middle to fix onto the egg box eyes. When children blow through the end of the dragon tube, their breath will make the tissue paper strips look like fire coming from its mouth.
- Give children the opportunity to practice being knights coming to rescue the princess. Provide hobby horses and make lances and swords from modelling balloons.






Zog

written by Julia Donaldson,
Illustrated by Axel Scheffler

3 – Dragon First Aid

- The Zog story provides a great context for talking to children about fire safety. Talk about staying safe around hot things in the home, and the difference between burns and scalds. Teach children that they need to ‘crawl low and go’ if there is smoke, and ‘stop, drop and roll’ if their clothes catch fire. Talk about the role of the fire service and calling 999 in an emergency. Explain that the best way to treat a burn is to cool it under cold running water for several minutes, and if it is severe, to cover it in a layer of cling film to stop germs and dirt getting into it until you can get to hospital. Ask children to make a fire safety poster to put up at dragon school.
- Show children some of the different items that might be kept in a first aid kit (thermometer, latex gloves, different types of bandage and plasters, sterile swabs, hypo allergenic tape, round end scissors etc) and how they are used. You could play a ‘Kim’s game’ activity or a feely bag activity with some unexpected joke items which have ended up in the first aid kit by mistake.





Zog

written by Julia Donaldson,
Illustrated by Axel Scheffler

3 – Dragon First Aid

- Talk about the different ‘people who help us’ such as police, firefighters and nurses as well as paramedics. Look closely at what they wear and why. Princess Pearl doesn't like silly frilly dresses. Ask children to design a uniform that she could wear as a flying doctor. What features might it need? For example, fire resistant (being around dragons), warm (for when she is flying about), brightly coloured so people can see her coming to the rescue.
- Look at examples of different shield designs, and explain about knights in the past having a coat of arms to represent who they were and what qualities they stood for. Ask children to come up with a shield design for Zog's air ambulance.

