




## ***Alien's Crazy Christmas***

written by Amy Sparkes,

Illustrated by Jamie Smith

### 1 – Introducing the book

- Show children the picture of Zobble the alien from the title page, and explain that because he's come from outer space, he doesn't know anything about Christmas. Invite children to talk to a friend about how they would explain what Christmas is. Share some ideas.
- As the discussion continues, begin listing festive traditions that children mention. Now look at page 3, which shows the two children unwrapping their presents. Looking closely, are there any other Christmas traditions that can be added to the list? Ensure children have noticed details such as the mistletoe at the window and the fairy on the top of the tree which will be significant later in the story.
- Give out a selection of pictures of Christmas objects, and ask children to write labels to help Zobble out on his Christmas shopping trip.
- As you read through the story, invite children to look closely at the pictures and spot what's gone wrong – for example the aliens have hung the mince pies and Brussel sprouts on the tree instead of baubles on page 5 and the donkey is wearing the fairy's outfit on page 7. What's the problem with putting mistletoe and holly in their pants and socks?






## *Alien's Crazy Christmas*

written by Amy Sparkes,

Illustrated by Jamie Smith

### 1 – Introducing the book

- Draw attention to the rhyming words throughout the story. Make up a set of pairs cards with a selection of some of the simpler ones. Explain that when Zobble's spaceship spun around and scattered his notes, all the rhyming pairs got mixed up too. Challenge children to sound out the words and find the rhyming pairs: see/tree, day/away, blip/trip, jolly/holly, sack/back, tummy/scrummy, bump/thump, spot/pot, hoof/roof, puffed/stuffed, seen/green, right/fight.
- As you read and re-read the story together, challenge children to think of as many Christmas words as they can which start with a particular letter or sound. For example, 'c' – crackers, candles, Christmas tree; 'd' – donkey, dinner, deer; 'm' – manger, mince pie, mistletoe etc.






## *Alien's Crazy Christmas*

written by Amy Sparkes,

Illustrated by Jamie Smith

### 2 – Christmas in outer space

- Help children to make their own flying saucers, just like Zobble's. First paint both sides of a paper plate or circle of card. Transparent plastic bowls or yoghurt pots will form the dome on the top of the flying saucer. This, and the painted paper plate itself, can be decorated with sequins and coloured paper shapes. Attach pipe cleaners as the antennae. Before an adult assembles the various parts using a glue gun to ensure they stick together effectively, ask children to use green playdough or plasticine to make an alien of their own to fly the ship. Shape this into a blob shape, stick on googly eyes (several!) and add more pipe cleaners as antennae. The alien should then be placed in position on the paper plate before the top dome is attached.
- Children can make more alien characters in a similar way, and play with them in a space landscape created in a tuff tray with coloured lentils or sand and glitter.





## ***Alien's Crazy Christmas***

written by Amy Sparkes,

Illustrated by Jamie Smith

### 2 – Christmas in outer space

- On page 8 the aliens have a mince pie fight instead of a snowball fight. Make 'snowballs' of different sizes out of scrunched up paper and then challenge children to improve their throwing accuracy by setting up some different targets for them to aim at – for example, throwing into a bucket or into a hoop laid out on the floor. You could also set up a 'Snow-ball' version of the game 'Dodge-ball'. Divide children into teams of four or five with an imaginary line through the centre of the hall space. Give each team a bucket of the paper 'snowballs'. Children must stay in their designated area, but can 'zap' aliens from the opposing team out of the game by hitting them with a 'snowball'.
- On page 13, the aliens have a gloopy green Christmas feast. Make some lime-green alien jellies with children. Cutting up fruit into chunks to add to the jelly before it sets will provide an opportunity for them to practice fine motor cutting skills.

