

Chapter 4

Developing sentences

Introduction

This chapter helps children to create longer sentences that make use of expanded noun phrases and adverbials. They learn to consider the effects of different sentence lengths and where longer sentences are appropriate, understanding that sometimes a shorter sentence is better than a long one. For further practice, please see the 'Developing sentences' section of the Year 4 workbook.

Poster notes

Adding to a noun (page 79)

This explains noun phrases using the example of an alien whose appearance and demeanour become clearer to the observer as he/she/it approaches. As the alien approaches, more description is given through adding adjectives and adjectival phrases before or after the noun, as appropriate.

Adding to a verb (page 80)

This poster explains adverbials and shows how they can be added to a verb to say more about it. It helps to show that a sentence makes sense without the adverbial, but that it has less information.

In this chapter

Noun phrases page 81	Consider how noun phrases can be expanded.
Expanding noun phrases page 85	Expand noun phrases in writing.
What is an adverbial? page 89	Understand what an adverbial is and identify adverbials in texts.
Using adverbials page 93	Begin to use adverbials in writing.
Developing sentences page 97	Develop sentences by using expanded noun phrases and adverbials in writing.

Vocabulary

Children should already know:

noun, noun phrase, adverb, adjective


In Year 4 children need to know:

determiner, adverbial


Developing sentences

ADDING TO A NOUN

A noun phrase acts like a noun. It contains a noun, as well as other words that give information about the noun. This noun is the main word in the phrase. You can add words to a noun to make a **noun phrase**. You can add more words to the **noun phrase**.



An alien came down the road.




A large alien came down the road.



A large, green alien came down the road.



A large, green alien with three eyes came down the road.



A large, green alien with three eyes and a smiling face came down the road.



A large, green alien with three brown eyes and a smiling face came down the road.

Noun phrases

Objective

Consider how noun phrases can be expanded.

Background knowledge

This section introduces ways of expanding noun phrases by adding modifying adjectives, nouns and preposition phrases. It is useful to remind children about the job done by nouns in a sentence (they are the names of things, people, places and so on).

A noun phrase is a phrase headed by a noun (the noun is the most important word in the phrase, which could not stand without it). A noun phrase can be expanded by adding words such as an article, adjectives (and adjectival phrases), prepositions (and prepositional phrases) before or after the noun as appropriate. Importantly, a noun phrase acts as a noun in a sentence. For example, *The fox jumps over the dog* contains two nouns, 'fox' and 'dog', which can be made into noun phrases by adding adjectives: *The quick, brown fox jumps over the lazy dog*. The noun phrases could be expanded: *The quick, brown fox with a large bushy tail jumps over the large, lazy dog that hardly ever moves*. Although there is a verb in the second noun phrase, the verb forms part of the noun phrase and modifies the noun.

Activities

● Photocopiable page 82 'Build a noun phrase'

In this activity the children add words to nouns to create noun phrases. As they do so, encourage them to consider how they can create different effects by changing these.

● Photocopiable page 83 'Grow a noun phrase'

This activity reminds children what a noun phrase is and, through using the idea of a pyramid, shows how it can be expanded by adding words. It is important to point out that the additions to the noun phrase that give extra information can consist of more than one word, for example: *in a desert, built by the Egyptians, thousands of years ago*.

● Photocopiable page 84 'Expand it'

In this activity the children identify places around a noun where they can add information to create an expanded noun phrase. Having identified these places they proceed to expand the noun phrases.

Further ideas

● **Shrink it:** Children could look at a range of texts to try and identify where a noun phrase has been 'expanded', which words have been added and how these change the noun. This could involve stripping the noun phrase back to the noun and commenting on the difference this makes.

● **Special effects:** Using different texts, children could identify nouns that are part of a noun phrase, and the words that form the noun phrase and add information to the noun. They could substitute these for others to create a different effect. Passages from Dickens novels could be useful for this.

● **Extra detail:** Provide passages from non-fiction texts that make use of noun phrases for adding information, for example: clothing and holiday brochures (printed or online), instructions, rules and regulations and estate agents' leaflets. Children could identify noun clauses and explain how they are useful and what they add.

Digital content






















On the digital component you will find:

- Printable versions of all three photocopiable pages.
- Answers to 'Grow a noun phrase'.

Noun phrases

Build a noun phrase

Each picture has a caption that includes a noun. Write a word in the space to say what the object is like. This makes the caption a noun phrase.

		
the _____ hand	the _____ monster	the _____ spaceship
		
the _____ diary	the _____ star	the _____ cat
		
the _____ ring	the _____ dog	the _____ fire
		
the _____ mug	the _____ house	the _____ ball
		
the _____ pirate	the _____ bath	the _____ bird
		
the _____ snake	the _____ mouse	the _____ music
		
the _____ baby	the _____ dress	the _____ elephant

Expanding noun phrases

Noun phrases in my writing

- Use this page to plan a short description of a place you know.
- Think about how you can use noun phrases to tell a reader what the place is like.

Place:	
Type of place	Useful noun phrases
Where it is	Useful noun phrases
What it is like	Useful noun phrases
Special things to see	Useful noun phrases