

SYBIL'S SPOOKY RECIPES

In **COSMO AND THE MAGIC SNEEZE** scary witch Sybil mixes up all sorts of disgusting treats in her cauldron! Cheeky witch-cat Cosmo has sneaked a look at her recipe books and found some grotesque treats that will be perfect for any Halloween parties!

They're all really simple too, but get an adult to help out with the cooking parts!

POISONOUS WARTS

Peel some red or green grapes (or both), put them in a bowl and there you have it - poisonous warts!

DRAGONS' EYEBALLS

Drizzle some hard-boiled eggs with tomato ketchup. Use quite a lot so it looks like blood - ew!

WITCHES' FINGERS

Put some salsa in a bowl and poke some cocktail sausages into the salsa.

MOON MUNCHIES

Make some sandwiches of your choice. Cut the sandwiches into circle shapes by pressing a cup into them to create Moon Munchies!

SPICY BAT WINGS

Simply get some barbeque chicken wings and rename them bat wings!

TROUBLESOME TOFFEE APPLES

You will need an adult to assist you with this one!

For this you need: 10 small apples, 8oz (225g) treacle, 4oz (125g) butter, 16oz (450g) brown sugar, 1tbsp vinegar, 10 wooden sticks

What you do: Wash and dry the apples. Insert a wooden stick in each through the core. Put the butter, treacle, sugar and vinegar in a pan, mix together and bring to the boil for about 20 minutes. Get an adult to quickly dip the apples in the hot mixture and place on a rack to set.

Wash it all down with:

VAMPIRES' BLOOD SHAKE

For this one you need: 2 cups plain yoghurt, 1/2 teaspoon vanilla extract, 1 pack strawberries or raspberries, ice cubes, 1 pint strawberry ice cream.

What to do: Mix yoghurt, vanilla, and berries in a blender. Pour into tall glasses over ice cubes and top with a large spoonful of strawberry ice cream.

SPOOKY PUNCH

Mix fruit juice with various colours of food colouring to create Spooky Punch.

For fun facts, magical games, cute e-cards and dreamy downloads log on to www.gwynethrees.com





























Cosmo's Spooky Secret Code

Cosmo's left you a secret message.

Can you work it out by using the spooky picture code below?

Write each letter in the space as you find it.

A		F		K		P		U		Z	
B		G		L		Q		V			
C		H		M		R		W			
D		I		N		S		X			
E		J		O		T		Y			



Once you've worked out this puzzle, try using the code to write secret messages to your friends.

For fun facts, cool competitions and dreamy downloads, log on to www.gwynethrees.com

Transform yourself into Cosmo with this mask for special witch-cats!

Directions

- 1) Stick your activity sheet on to a piece of card
- 2) Colour in and decorate the mask!
- 3) Cut out mask along dotted lines
(ask an adult to help with the cutting out)
- 4) Cut out the eye holes
- 5) Tape a pencil to the back of the mask,
just under the mouth
- 6) Sneeze a little magic sneeze but don't let
Sybil catch you!

