



Outdoor Explorers: Shelters and Habitats Worksheets

There are two photocopiable activity sheets for this title. The second one is best printed in colour, but if you print it in black and white, discuss the colours the children should expect to see before-hand.

Also included are two sheets that show how the six areas of learning and development in the early years foundation stage (EYFS) are supported by the activities in the book.

Activity sheet learning objectives:

An animal shelter


- Use a thermometer to measure temperature
- Record the results in a table

What's in the pond?

- Observe, find out about, identify and draw minibeasts
- Look closely at similarities and differences
- Complete a chart

TITLES IN THE SERIES

CLICK [HERE](#) FOR MORE INFORMATION



Order copies of these books now at www.franklinwatts.co.uk and get 10% discount! Please enter promotional code **DOWNLOAD10** at checkout to receive your discount.

Name: _____

Date: _____

An animal shelter

- Make shelters for small animals to hibernate in. Collect twigs, stones, leaves, feathers, mud and moss.
 - Build a pile of each material you have collected.
 - Place a cup of warm water into each of them.
- Measure the temperature of the water with a thermometer. Put your result in the table below.
- Measure the temperatures again to see which shelter stayed the warmest. Record your result again.

Materials	Temperature (°C) 1st time	Temperature (°C) 2nd time

- Which one stayed the warmest? _____
- Was it the one you thought it would be? _____













Name: _____

Date: _____

What's in the pond?

With an adult, look closely in a pond.

Tick everything that you see.

			
Pond skater		Whirligig beetle	
			
Pond snail		Mosquito	
			
May fly		Caddisfly	
			
Water boatman		Pond skater	
			
Leech		Dragonfly	
			
Shrimp		Midge	

Did you see anything else? Draw what it looked like on another sheet.

Examples of how 'Shelters and Habitats' supports Learning and Development within the EYFS (page 1 of 2):

Personal, Social and Emotional Development

Activity (Pages)	2-3	4-5	6-7	8-9	10-11	12-13	14-15	16-17	18-19	20-21
Dispositions and Attitudes	✓	✓	✓	✓	✓	✓	✓	✓	✓	✓
Self-confidence and Self-esteem		✓	✓	✓	✓	✓	✓	✓	✓	✓
Making Relationships		✓	✓	✓	✓	✓	✓	✓	✓	✓
Behaviour and Self-control			✓		✓	✓	✓	✓	✓	✓
Self-care			✓	✓	✓	✓	✓	✓	✓	✓
Sense of Community							✓	✓	✓	

Communication, Language and Literacy

Activity (Pages)	2-3	4-5	6-7	8-9	10-11	12-13	14-15	16-17	18-19	20-21
Language for Communication	✓	✓	✓	✓	✓	✓	✓	✓	✓	✓
Language for Thinking	✓	✓	✓	✓	✓	✓	✓	✓	✓	✓
Linking Sounds and Letters										
Reading	✓				✓					
Writing										
Handwriting										

Problem Solving, Reasoning and Numeracy

Activity (Pages)	2-3	4-5	6-7	8-9	10-11	12-13	14-15	16-17	18-19	20-21
Numbers as Labels and for Counting	✓			✓	✓		✓	✓	✓	✓
Calculating					✓		✓	✓	✓	✓
Shape, Space and Measures		✓	✓	✓		✓		✓	✓	✓

Examples of how 'Shelters and Habitats' supports Learning and Development within the EYFS (page 2 of 2):

Knowledge and Understanding of the World

Activity (Pages)	2-3	4-5	6-7	8-9	10-11	12-13	14-15	16-17	18-19	20-21
Exploration and Investigation	✓	✓	✓	✓	✓	✓	✓	✓	✓	✓
Designing and Making	✓	✓	✓	✓	✓	✓	✓	✓	✓	✓
ICT										
Time							✓	✓	✓	✓
Place	✓	✓	✓	✓	✓	✓	✓	✓	✓	✓
Communities							✓		✓	

Physical Development

Activity (Pages)	2-3	4-5	6-7	8-9	10-11	12-13	14-15	16-17	18-19	20-21
Movement and Space			✓	✓	✓	✓	✓	✓	✓	✓
Health and Bodily Awareness								✓		✓
Using Equipment and Materials	✓	✓	✓	✓	✓	✓	✓	✓	✓	✓

Creative Development

Activity (Pages)	2-3	4-5	6-7	8-9	10-11	12-13	14-15	16-17	18-19	20-21
Being Creative - Responding to Experiences, Expressing and Communicating Ideas	✓	✓	✓	✓	✓	✓	✓	✓	✓	✓
Exploring Media and Materials					✓	✓	✓	✓	✓	✓
Creating Music and Dance										
Developing Imagination and Imaginative Play		✓				✓	✓	✓	✓	