



Espresso Ideas Box: Water Worksheets

There are three photocopiable worksheets for this title: a picture of the water cycle with space to describe each stage of the process, a sheet that helps children calculate their family's water usage in a day and a bar chart to fill in their results. The activities stand alone, but using them in conjunction with the book will offer a more complete learning experience.

Learning objectives:

The water cycle:

- To look at a picture and understand a process
- To write up the process using explanatory language

My family's water use (part 1)






- To gather data
- To make calculations using the gathered data

My family's water use (part 2)

- To use gathered data to fill in a bar chart

TITLES IN THE SERIES

CLICK [HERE](#) FOR MORE INFORMATION



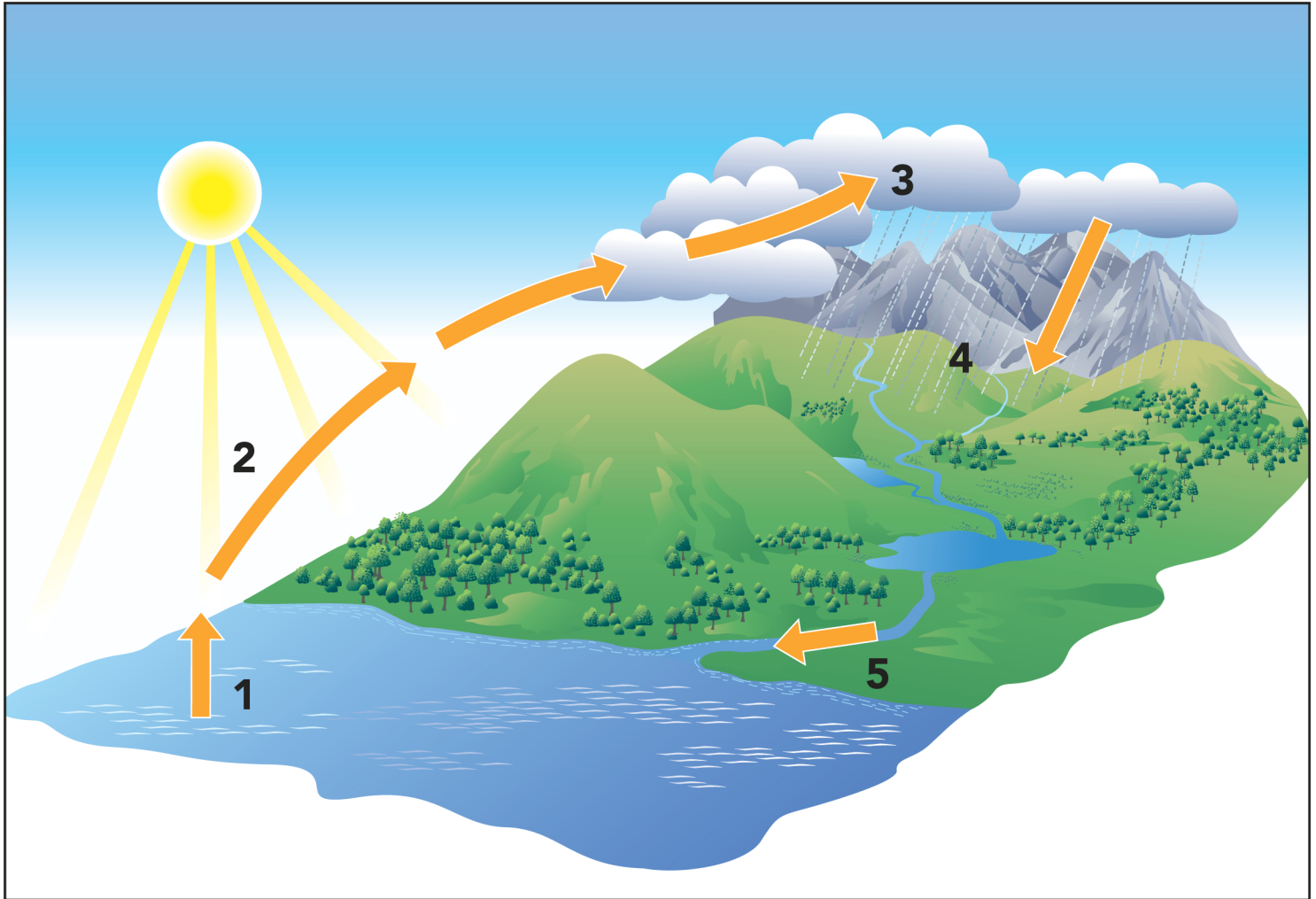
Order copies of these books now at www.franklinwatts.co.uk and get 10% discount! Please enter promotional code DOWNLOAD10 at checkout to receive your discount.

Name: _____

Date: _____

The water cycle

- Look carefully at this diagram of the water cycle
- Write below what is happening at each stage.



1

2

3

4

5

Name: _____

Date: _____

My family's water use (part 1)

- Keep a record of one day (at the weekend) of the number of times you and your family carry out the activities below at home.
- Write the numbers underneath the column 'Number of times'.
- Work out how much water you used for each activity. Write the answers underneath the final column.
- Finally work out how much total water you used.

Activity	Water used (litres)	Number of times	Total water used (litres)
Brushing teeth (tap switched off)	1	x	=
Brushing teeth (tap left running)	5	x	=
Washing hands and face	5	x	=
Shower	30	x	=
Bath	80	x	=
Flushing toilet	7	x	=
Hot or cold drink	0.3	x	=
Washing clothes (in the machine)	70	x	=
Washing clothes by hand	25	x	=
Dishwasher	30	x	=
Washing dishes in the sink	6	x	=
Total water used in a day			

Name: _____

Date: _____

My family's water use (part 2)

- Fill in the bar chart below to show the water use by each activity.
- Climate change may cause water shortages in future. How could your family cut back on the amount of water it uses?

