


# Welcome to the WHIZZ POPPING PARTY PACK!




Celebrate Roald Dahl Day and the BFG's 30th birthday at school, in the library or at home with this splendid assortment of teaching resources, games, creative writing, quizzes and much more!



# Happy Birthday!

13 September is the birthday of the World's No. 1 Storyteller, Roald Dahl, who is read and loved by millions of children (and adults) all over the world. Roald Dahl Day is an annual opportunity to raise a glass of chocolate milk in celebration of the great man's extraordinary imagination and wondrous writing, in schools, libraries, bookshops or at home for a day, a month or a year.



This year is the birthday of another giant – the BFG!

To celebrate 30 glorumptious years of everyone's favourite giant, this Whizzpopping Party Pack is jam-packed with ideas and inspiration for your swizzfiggling and whoppsy-whiffing Roald Dahl Day celebrations.

You may photocopy the sheets in this pack.



roalddahl.com



# Contents

## GOBBLEFUNK

The language of the BFG

page 4

## DREAMS

Dream Jars

page 6

## THE GIANTS

Trogglehumper Trump Cards

page 9

## IDEAS FOR CREATIVE WRITING

page 12

Write a story about the witching hour

Write a thank-you letter to the BFG

Write a newspaper report about the giants' capture

Write a poem about frobscottle

## BIG DREAMERS IN HISTORY

page 14

## WIN BIG WITH THE BFG

page 16

## THE BFG MINI QUIZ

page 18



### Only got ten minutes?

Hold a BFG mini quiz (p.18). If you'd like to run a bigger quiz on Roald Dahl's life and work, you'll find everything you need at [www.roalddahlday.info/resources.aspx](http://www.roalddahlday.info/resources.aspx) There are questions and answers at three levels of difficulty, plus templates and promotional materials.



# Gobblefunk

## The language of The BFG

“Words is oh such a twitch-tickling problem to me all my life... I know exactly what words I am wanting to say, but somehow or other they is always getting squiff-squiddled around.”

Roald Dahl loved experimenting with language and making up new words, and *The BFG* is full of many wonderful words thanks to the giant’s unique way of speaking. The novel offers many enriching opportunities for children to engage with language. Try these activities, and encourage fun and creativity!

\* \* \*

### 1 THE GOBBLEFUNK GLOSSARY

The BFG has had nobody to teach him how to speak English in Giant Country, and he learns on his own from a novel he has borrowed. Sometimes he gets his words muddled up, but we can understand them because of the context in which he uses them.

Divide children into groups, with each group working on a different chapter or set of chapters in the book. They should identify at least ten words (or expressions) in their groups and discuss what they think each word means. They will need to come up with an English word that could be used in the same way. Alternatively, all the children can work on the following word list:

uckyslush	(page 18)	scrotty	(page 62)
crockadowndillies	(page 23)	trogglehumper	(page 74)
gogglers	(page 27)	chittering	(page 91)
whoppsy	(page 32)	redunculus	(page 107)
swizzfiggling	(page 37)	titchy	(page 107)
wigglish	(page 45)	jiggyraffes	(page 108)
snitching	(page 46)	mintick	(page 112)
jabbeling	(page 47)	boggled	(page 129)
glumptious	(page 51)	grubble	(page 162)
chiddler	(page 54)	bellypoppers	(page 170)

When ‘translations’ have been found, children can put them together into a single Gobblefunk Glossary. Help them with alphabetisation if necessary. The page numbers refer to the Puffin edition of *The BFG*.

### 2 DAHL’S CHICKENS

Another way the BFG gets his words wrong is to mix up the first letters of words or syllables. This kind of mistake is called a spoonerism. One of the funniest in *The BFG* is ‘Dahl’s Chickens’, a spoonerism of Charles Dickens that also references Roald Dahl. Here are some more spoonerisms from the book. Can children guess what they should be?

catasterous		crook and nanny	(page 65)
disastrophe	(page 58)	curdbloodling	(page 76)
frack to bunt	(page 65)	swigpill	(page 162)

Can the children come up with their own spoonerisms?

\* \* \*

### 3 MAKE UP YOUR OWN WORDS

Finally, children can be given the opportunity to come up with their own words. Give them the list of prefixes and suffixes below (explaining these terms if necessary) and a dictionary or thesaurus. They can use the latter randomly to find other parts of words, attaching them to the prefixes or suffixes as they like to come up with at least three new words each.

Once they have made up their words, children can work in pairs to explain and refine the definitions of the new words to their partners. They should then write these definitions down on a card and illustrate it to show the meaning of the word, as well as writing the word in a sentence to show how it might be used.

Cards can be collected into a display, or gathered into an illustrated dictionary.

#### PREFIXES

frob-  
whiz-  
scottle-  
swogg-  
glump-  
squiff-  
crump-  
slosh-  
piffle-

#### SUFFIXES

-funk  
-some  
-ing  
-let  
-sy  
-age  
-ous  
-wise  
-ment  
-swizzle  
-scuddle  
-swash  
-bungle  
-bunkum  
-umptious  
-usterous  
-idgy  
-ful





# Dreams

The BFG collects dreams – both good and bad – and shares the good ones with children on his nightly travels. What is your silliest, funniest, craziest dream?

## LESSON PLAN DREAM JARS

### PREPARATION

In the week before the lesson, ask children to keep a dream diary of any dreams they remember. Encourage them to keep paper or a notebook next to their bed, and to write anything they can remember down as soon as they wake up.

### STARTER

Discuss dreams with the children and explain the different ways we refer to dreams – those we have at night and those that are visions and ideas for our futures. Tell them that you will be focusing on the first kind of dream in this lesson.

Ask children to tell the class any of the dreams they are comfortable sharing. Talk about the different kinds of dreams that people often have – falling, flying, being in a scary situation. What is the funniest dream the children can remember having? What is the scariest? Look at the dreams in the chapter ‘Dreams’ of *The BFG*. Then, working in groups, children act out one of the dreams for the rest of the class. They can mime this, or prepare a script. They could even perform it as a single or series of frozen tableaux, depending on the time available and the ability level of the class.



### MAIN

The children will now each choose one dream – it can be from their dream diary, from memory, or something completely different that they make up. Encourage them to embellish the dream as much as they like for effect, and to be as imaginative as they can.

Explain that they are going to write this dream on a label, in the same way that the BFG does. They can use the labels on page 6 for this task. You could also ask children to illustrate their label in the space provided.

### PLENARY

Share some examples of the children’s work with the class and encourage positive feedback from other students.

Encourage children to enter the ‘Dream Big’ competition on page 16.

### FURTHER DEVELOPMENT

This activity could be developed into a fun art project, by asking children to make dream jars and attach their labels to them. Read the descriptions of good and bad dreams on pages 77 and 93 of *The BFG*. Provide a variety of materials such as boiled eggs, jelly, fabric, ribbon, embellishments and paper as well as paints and scissors. Children can let their imaginations run wild in filling the jars – emphasize that there are no rules for them to follow, and that the dreams or nightmares can look exactly as they wish.



This dream is a  
 phizzwizard  
 trogglehumper  
Description  
\_\_\_\_\_  
etc.

This dream is a  
 phizzwizard  
 trogglehumper  
Description  
\_\_\_\_\_  
etc.

This dream is a  
 phizzwizard  
 trogglehumper  
Description  
\_\_\_\_\_  
etc.

This dream is a  
 phizzwizard  
 trogglehumper  
Description  
\_\_\_\_\_  
etc.



# The Giants

## TROGGLEHUMPER TRUMP CARDS

In *The BFG* we meet ten giants from Giant Country. Nine of them are foul, man-eating giants, but one of them is nice and jumbly.

On pages 10–11 are a set of character cards for children to complete. Where they can, they should fill in information about each giant's habits, including their favourite food, but where they cannot find the information they can make it up, based on what they know about the giants in general, as well as each giant's name. Each giant has already been assigned scores based on what they eat, their scariness and their niceness. When they have completed all the cards, the children should illustrate them.

Once every child has a complete set, pair them up or put them in groups to play Trogglehumper Trump Cards. Each player takes a turn to pick a topic and then both read out that score. The player with the highest score wins the round and takes both cards (even scores are a draw) and the eventual winner is the player with all the cards.





# Fleshlumppeater

Eats \_\_\_\_\_



## Appearance

Large belly, long arms and big feet, tanned skin, very ugly, wears a dirty cloth round his waist.



Strength

10

Scariness

10

## Famous for

Being the most horrible of all the giants



Niceness

0

# Bonecruncher

Eats \_\_\_\_\_



## Appearance

Large belly, long arms and big feet, tanned skin, very ugly, wears a dirty cloth round his waist.



Strength

9

Scariness

8

## Famous for

Eating two humans noisily every night



Niceness

0

# Manhugger

Eats \_\_\_\_\_



## Appearance

Large belly, long arms and big feet, tanned skin, very ugly, wears a dirty cloth round his waist.



Strength

8

Scariness

2

## Famous for



Niceness

0

# Childchewer

Eats \_\_\_\_\_



## Appearance

Large belly, long arms and big feet, tanned skin, very ugly, wears a dirty cloth round his waist.



Strength

2

Scariness

7

## Famous for

Grabbing children from beaches



Niceness

0

# Meatdripper

Eats \_\_\_\_\_



## Appearance

Large belly, long arms and big feet, tanned skin, very ugly, wears a dirty cloth round his waist.



Strength

4

Scariness

5

## Famous for



Niceness

0



# Gizzardgulper

## Appearance

Large belly, long arms and big feet, tanned skin, very ugly, wears a dirty cloth round his waist.

## Famous for

Eats \_\_\_\_\_



Strength



Scariness

Niceness



# Maidmasher

## Appearance

Large belly, long arms and big feet, tanned skin, very ugly, wears a dirty cloth round his waist.

## Famous for

Eats \_\_\_\_\_



Strength



Scariness

Niceness



# Bloodbottler

## Appearance

Large belly, long arms and big feet, tanned skin, very ugly, wears a dirty cloth round his waist.

## Famous for

Eats \_\_\_\_\_

Eskimos, Chileans

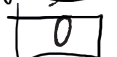


Strength



Scariness

Niceness



# Butcher Boy

## Appearance

Large belly, long arms and big feet, tanned skin, very ugly, wears a dirty cloth round his waist.

## Famous for

Eats \_\_\_\_\_

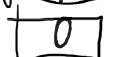


Strength



Scariness

Niceness



# BFG

## Appearance

Long pale wrinkly face, sharp nose, enormous ears, bright flashing eyes. He wears a shirt and leather waistcoat, faded green trousers and sandals.

## Famous for

Collecting dreams

Eats \_\_\_\_\_




Strength



Scariness

Niceness



# Ideas for creative writing inspired by THE BFG

## 1 WRITE A STORY ABOUT THE WITCHING HOUR

“The witching hour, somebody had once whispered to her, was a special moment in the middle of the night when every child and every grown-up was in a deep deep sleep, and all the dark things came out from hiding and had the world to themselves.”

Sophie first sees the BFG during the witching hour, but what other strange things might come out from hiding when you are not awake? Write a short story about one of them.



## 2 WRITE A THANK-YOU LETTER TO THE BFG

At the end of *The BFG*, Sophie and the giant receive thanks from kings and presidents and prime ministers all over the world. They also receive thank-you letters from children and parents, thanking them for saving them from the foul man-eating giants.

Write your own letter to the BFG, thanking him for his help and asking him to come and visit you and your friends.







### 3. WRITE A NEWSPAPER REPORT ABOUT THE GIANTS' CAPTURE

When Sophie visits the Queen, the newspapers are full of stories about children missing from two boarding schools overnight. The journalists would have been very interested to hear the exciting story of the giants' capture, and to interview Sophie and the BFG.

Write a newspaper report telling readers all the details about what happens. Include information about:

- \* Who the BFG and Sophie are and how they met the Queen;
- \* What the giants had been doing and why they had to be captured;
- \* How the capture took place;
- \* Where the giants lived before and where they live now.



### 7. WRITE A POEM ABOUT FROBSCOTTLE

Froboscottle is the BFG's favourite drink, and it produces some unexpected results! Compose a poem about froboscottle, using some of the words to the left (or some you have made up yourself). The poem can rhyme or it can be free verse, and it can be long or short, but remember to describe how froboscottle looks and tastes, and what it feels like to drink it.

For extra enjoyment, you can make your own concoction of froboscottle for the children to enjoy, using ingredients such as ginger ale, raspberry syrup, green food colouring and ice cream. Be prepared for some whizzpoppers, however!

As an alternative, children could make up a poem about snozzcumbers instead, using different vocabulary from the book.

#### WORDS TO USE:

sweet  
jumbly  
delumptious  
scrumdiddlyumptious  
fizzy  
razztwizzler  
gloriumptious  
whizzpopper  
glummy



# Big \* Dreamers \* in History \*

## HOW DREAMING CAN CHANGE THE WORLD

The dream that Sophie and the BFG create for the Queen is very powerful – it changes the lives of people around the world. But other dreamers in history have also changed people's lives. They imagine ways to improve the world and then work hard to make those dreams a reality.

Research and prepare a display on big dreamers in history.

### 1. 'I HAVE A DREAM' FACT FILES

One of history's most famous dreamers is Martin Luther King, Jr. He even gave a speech called 'I Have a Dream'! Find out more about him in the fact file below.

Use the internet to find pictures and information on the following big dreamers in history. Write your own fact files, based on the one on Martin Luther King, Jr opposite.

- |                        |                      |
|------------------------|----------------------|
| * Thomas Edison        | * Leonardo Da Vinci  |
| * Albert Einstein      | * Isaac Newton       |
| * Galileo              | * Marie Curie        |
| * Amelia Earhart       | * Emmeline Pankhurst |
| * Christopher Columbus | * Nelson Mandela     |

Put these fact files together into a classroom display. You could include other dreamers from history as well.

### FACT FILE

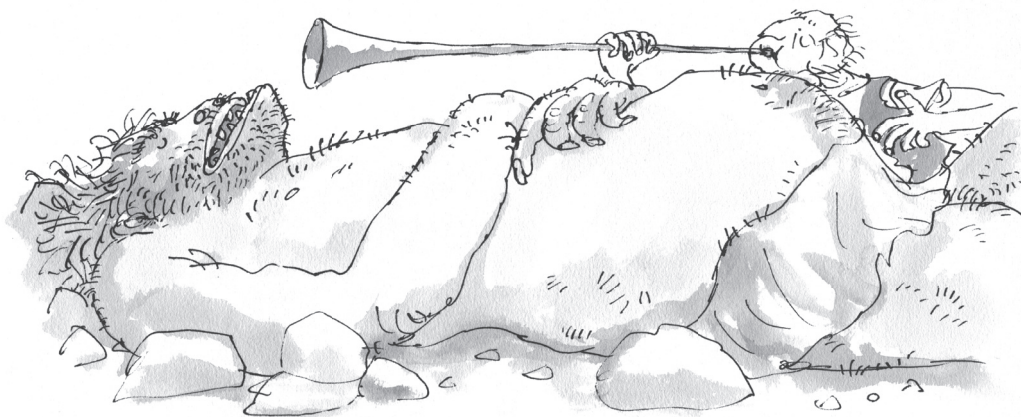


**Name:** Martin Luther King, Jr

**Born:** 15 January 1929 in Atlanta, USA

**Who he was:** A leader in the American civil rights movement, who fought for equal rights for black people. He was awarded the Nobel Peace Prize in 1964, but was assassinated in 1968.

**His dream:** King said that he dreamed of freedom for all American people, of a day when the children of slave owners and the children of slaves would be friends, and when his four children would be judged on their characters and not on the colour of their skin. Many of the people who listened to King's speech returned to Washington 46 years later to witness the inauguration of America's first black president, Barack Obama.






## 2 BIG DREAMS, EVERYDAY PEOPLE

Everyone has dreams for what they would like to do with their lives, and for how they might change the lives of other people. Talk to older family and friends and ask them:

- \* What their dreams were as a child;
- \* Whether they fulfilled any of these dreams;
- \* What dreams they have now.

Type these dreams up into a report. Take a picture of the person you have interviewed with a digital camera and ask them if you can also include a picture of them when they were younger in your report. Add these to your 'dreamers' display.



## 3 DREAMS FOR THE FUTURE

What are your dreams?

Think hard about the following questions and write down your answers on a piece of paper.

- \* What dream would you most like to fulfil in your life?
- \* Which place would you most like to visit in your life?
- \* What would you like to see there?
- \* If there was one thing you could change about the world, what would it be?

When you have finished, you could add your answers to your 'dreamers' display. Or why not create a time capsule? Gather all your classmates' dreams into a waterproof jar or other container and bury it somewhere on your school grounds. Who knows which of your dreams you will have fulfilled by the time someone finds it!






# Win BIG with the BFG!

From cars that run on toothpaste to walking upside down, the BFG is famous for catching, creating and making dreams come true.

Now you can WIN a dream come true prize for your school or library!

The glorumptious prize is a swizzliggling *Fantastic Mr Dahl*/Dream Big event with former Children's Laureate MICHAEL ROSEN, author of the brand-new *Fantastic Mr Dahl*, for your school or library.



Michael Rosen

New in  
September  
2012

Celebrating 30 glorumptious years of *The BFG*

MICHAEL ROSEN  
illustrated by Quentin Blake  
Roald Dahl's biggest fan

PLUS the winning entrant can win the chance to attend the Roald Dahl Funny Prize ceremony in November 2013!



The Roald Dahl  
FUNNY  
PRIZE

## HOW TO ENTER:

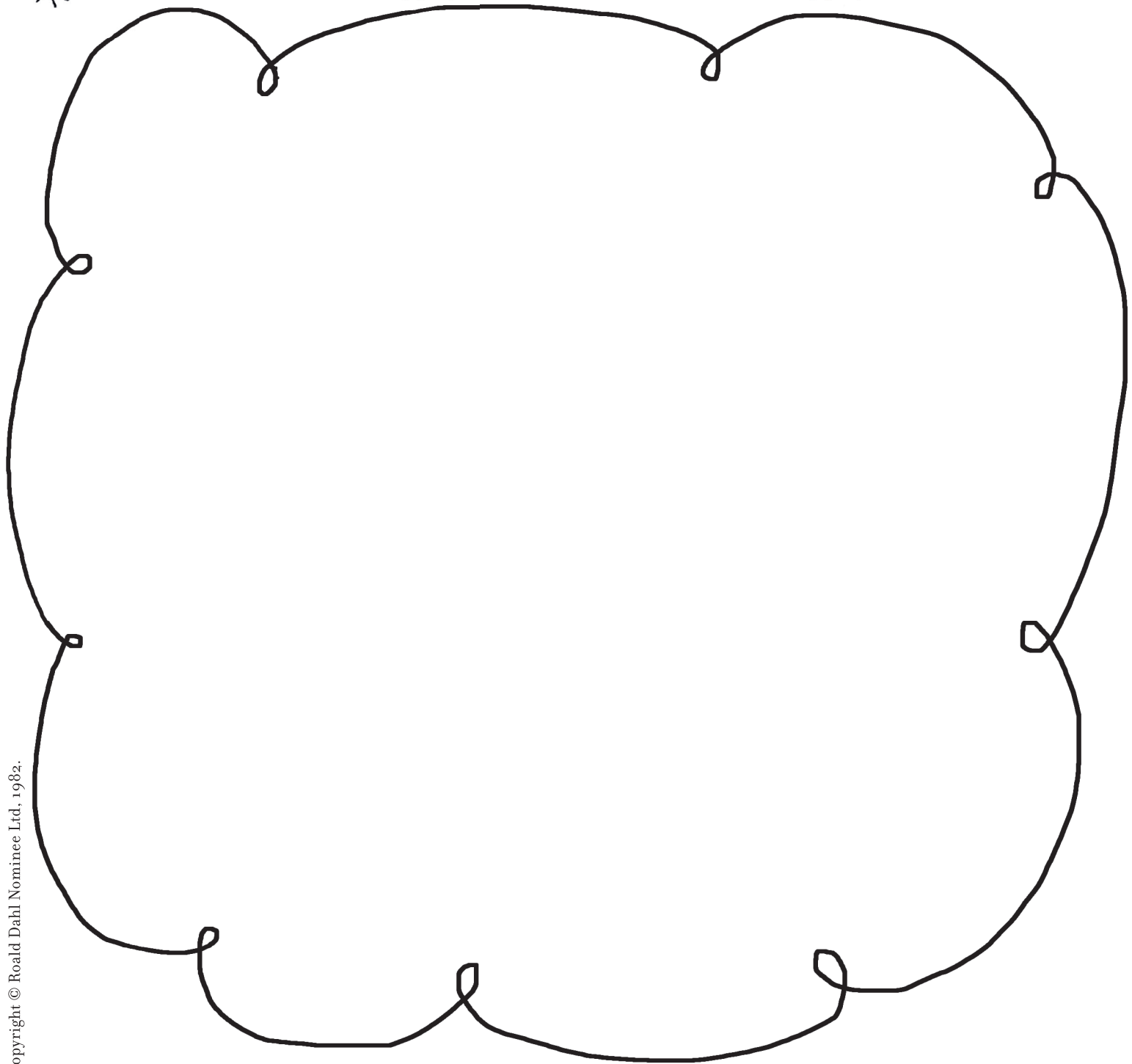
In the Dream Jar label on the next page, write/and or illustrate your best ever dream and send it to: Dream BIG Schools and Libraries, Michael Rosen, Puffin Marketing, 80 Strand, London WC2R 0RL.

For prize terms and conditions see  
[www.puffin.co.uk/termsmichaelrosen](http://www.puffin.co.uk/termsmichaelrosen)



roalddahl.com

\* \* \* \* \*  
MY WHOPPSY-WHIFFLING DREAM IS  
\* \* \* \* \*



When you've finished describing your best ever dream, don't forget to post it to:

Dream BIG Schools and Libraries/Michael Rosen, Puffin Marketing, 80 Strand, London WC2R 0RL.

My name is \_\_\_\_\_ Age \_\_\_\_\_

Address \_\_\_\_\_

Email \_\_\_\_\_ Telephone \_\_\_\_\_



# Hold a BFG mini quiz!

1. When Sophie first sees the BFG, what two things is he carrying?
2. Where does the BFG live?
3. What does the BFG say people from Wellington, New Zealand, taste like?
4. What was the name of the woman in charge of Sophie's orphanage?
5. What is the BFG's favourite drink?
6. What do giants eat when they are hot?
7. What does the BFG call a nightmare?
8. Which book does the BFG learn to read from?
9. What do the BFG and Sophie eat for breakfast with the Queen?
10. What does the notice outside the giants' pit say?

## ANSWERS:

1. A suitcase and a dreamblower
2. Inside a mountain in Giant Country
3. Boots
4. Mrs Clonkers
5. Frobscottle
6. Eskimos
7. A trogglehumper
8. *Nicholas Nickleby*
9. Bacon and eggs, and sponge cake
10. IT IS FORBIDDEN TO FEED THE GIANTS





\* The party doesn't stop here!  
 Enjoy even more rollicking Roald Dahl fun... \*



**READ BIG!**

Get stuck into all of Roald Dahl's fabulous books! There's a Roald Dahl book character for everyone, from the disgusting Twits to the magical Matilda.



**SEE BIG!**

**24 September 2012 at 2 p.m.**

An unmissable chance to see Roald Dahl's legendary illustrator, Quentin Blake, drawing live and in conversation with the award-winning writer Michael Rosen author of the brand-new *Fantastic Mr Dahl*, behind the scenes at the Roald Dahl Museum and Storytelling Centre. Quentin and Michael will also be reading out a selection of YOUR best dreams. Be sure to check [roalddahlday.info](http://roalddahlday.info) to find out where and when to register.

**VISIT BIG!**

Go to the Roald Dahl Museum and Story Centre! This great little award-winning museum is situated in Great Missenden where Roald Dahl lived and wrote for 36 years. The museum has two fun and fact-packed biographical galleries (one of which now features Roald Dahl's original Writing Hut) and a fabulous interactive Story Centre. Find out more at [www.roalddahlmuseum.org](http://www.roalddahlmuseum.org) or call 01494 892192 for more information.




**DRESS UP BIG!**

Get set for the Dahlicious Dress-Up Day, Friday 28 September. All in aid of Roald Dahl's Marvellous Children's Charity, we're inviting schools to dress up in their most wondercrump Roald Dahl inspired costumes. Our BIG dream is that every school in the UK will take part and raise money to help seriously ill and disabled chiddlers. What costume idea will you dream up? Register now for your fundraising pack at [www.roalddahlcharity.org](http://www.roalddahlcharity.org) or email [schools@roalddahlcharity.org](mailto:schools@roalddahlcharity.org)



**VIEW BIG!**

From the page to the stage or big screen, lots of Roald Dahl's books have been adapted into films, shows or even multi-award-winning musical phenomena, like *Matilda the Musical*! If you loved the books you'll love discovering them in new ways. Don't miss *Fantastic Mr Fox*, *James and the Giant Peach*, *The Witches* and *Danny the Champion of the World* on DVD!



**CLICK BIG!**

The official Roald Dahl website at [www.roalddahl.com](http://www.roalddahl.com) is packed with lots of splendiferous information, resources, events, news, games and more. You can also find out even more about Roald Dahl Day!

